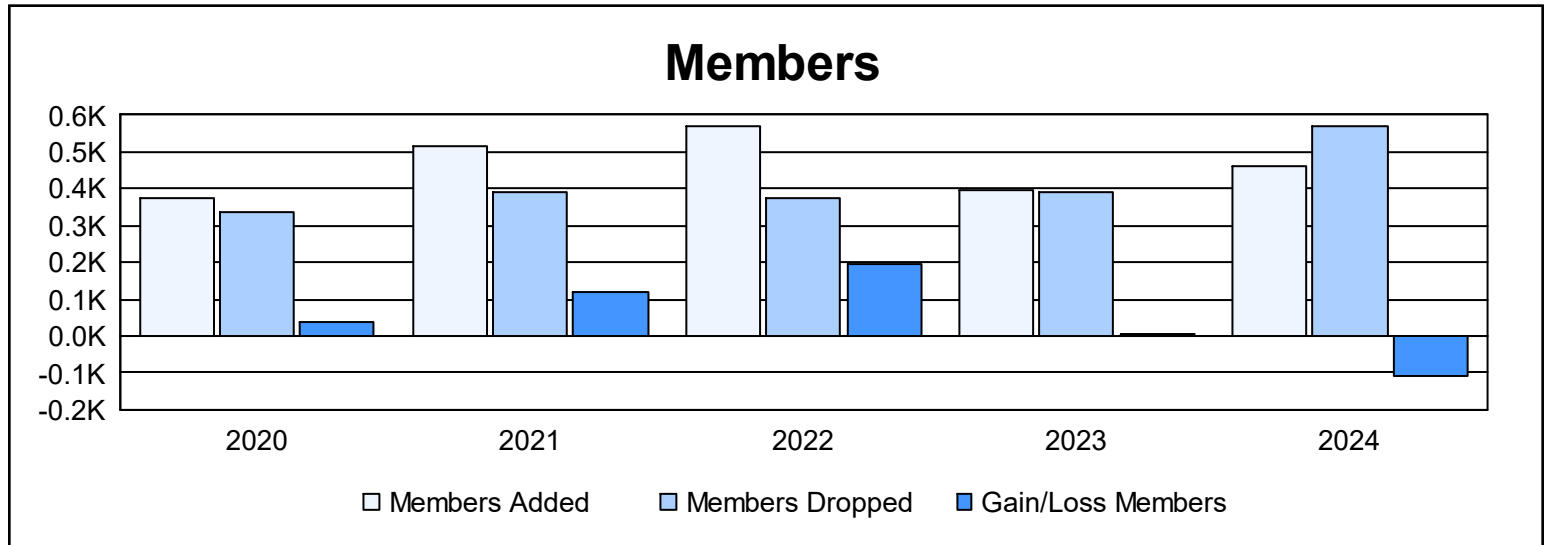
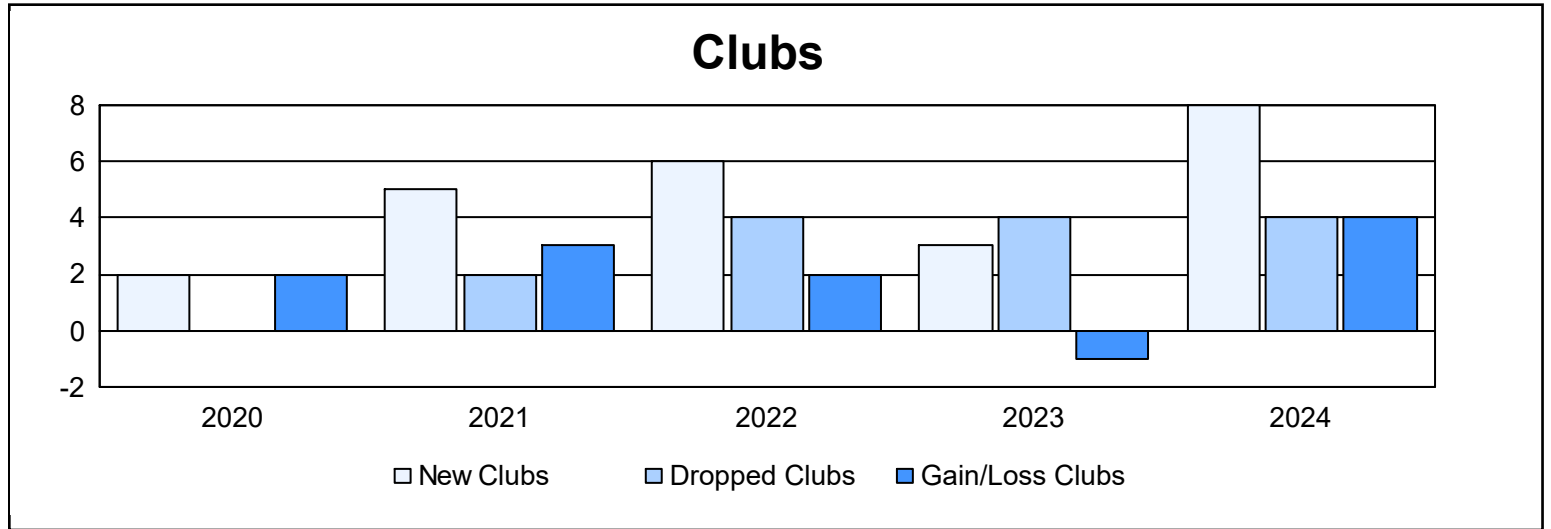
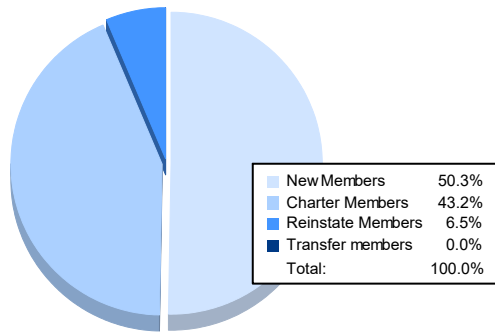


Year	New Clubs	Dropped Clubs	Gain/ Loss Clubs	New Members	Charter Members	Reinstate Members	Transfer Members	Total Member Added	Total Members Dropped	Gain/ Loss Members
2019-2020	2	0	2	172	68	131	3	374	337	37
2020-2021	5	2	3	281	195	39	0	515	393	122
2021-2022	6	4	2	327	216	28	0	571	373	198
2022-2023	3	4	-1	275	110	8	2	395	390	5
2023-2024	8	4	4	232	199	30	0	461	569	-108
<b>Average</b>	<b>5</b>	<b>3</b>	<b>2</b>	<b>257</b>	<b>158</b>	<b>47</b>	<b>1</b>	<b>463</b>	<b>412</b>	<b>51</b>



### Membership Composition June 2024 Cumulative



### Gender Composition June 2024 Cumulative

